

# **The National Democratic Institute For International Affairs (Bosnia and Hercegovina)**

## **A Comparison of November, 2000 Election Results With September 27, 2002 Research Results**

It is difficult to compare polling results with actual election outcomes in Bosnia and Hercegovina. There are a variety of reasons for this:

1. Polls do not measure out-of-country vote intention;
2. Absentee voters are significantly under sampled in polls; and
3. Polls assume a 100% voter turn out while election results are based on actual turn out.

Also, because parties and coalitions change and the sizes of some parliaments have been reduced, it is difficult to use the results of one election in Bosnia and Hercegovina in order to predict the outcome of another.

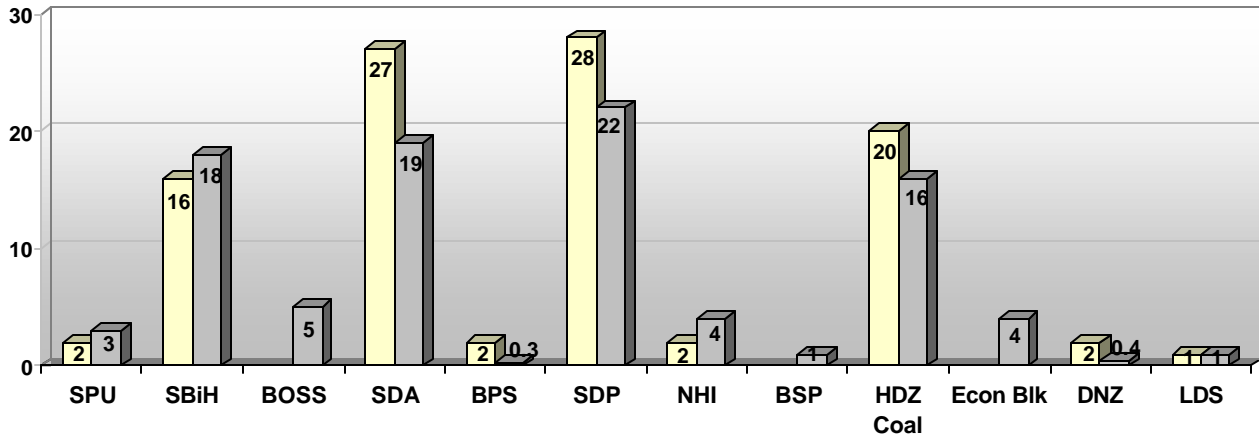
The following graphs and tables attempt to provide as fair a comparison as possible between the level of support of various parties on September 27, 2002 as determined in an NDI sponsored poll, with actual election results in November 2000. To do this **the poll results are compared to the percentage of “regular in-country” votes each party received in the November 2000 elections.**

In addition, a table is presented for each parliamentary race providing the total percentage vote received by each party in November 2000 and the mandates those parties were awarded. By comparing the vote totals in the table with the in-country only vote numbers in the charts, the impact of out-of-country and absentee voters can be seen clearly.

Two important facts must be remembered when reviewing and interpreting these charts and graphs. First, the number of out-of-country voters registered to vote in 2002 is approximately two-thirds less than it was in 2000. This significantly reduces the impact these voters have on the final outcome. Second, when looking at the mandates awarded for the Federation Parliament it is important to note that these mandates were awarded on the basis of a 140 seat parliament. The Federation Parliament has been reduced to 98 seats. Parties may now require support in excess of 1% of all Federation voters to qualify for a seat in this parliament.

**BiH Parliament From the Federation of Bosnia and Hercegovina - Regular In-Country Voters Only**

□ Nov 11 2000 □ Sept 27 2002

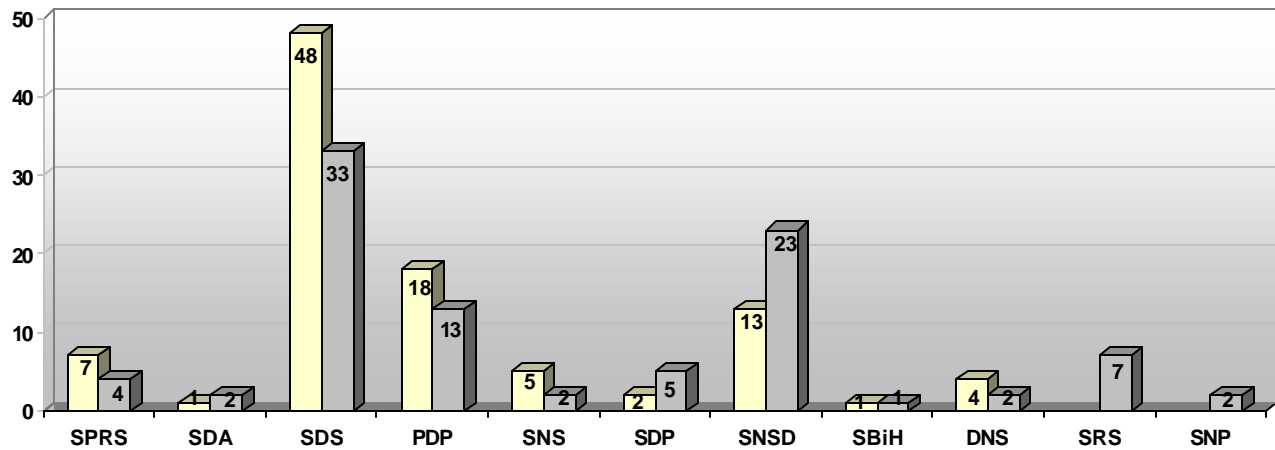


**November 11, 2000 Final Results - Parliament of Bosnia and Hercegovina  
All Federation of B&H Voters  
(Includes: regular in-country, out-of-country, absentee and tendered)**

Party	SPU (DSP)	SBiH	BOSS	SDA	BPS	SDP	NHI	BSP	HDZ	Econ blk	DNZ
<b>Total Vote %</b>	1.8%	15.6%	na	27.0%	1.8%	27.3%	2.0%	na	19.3%	na	2.2%
<b>Mandates</b>	1	4	na	7	1	8	1	na	5	na	1

**BiH Parliament From the Republica Srpska - Regular In-Country Voters Only**

□ Nov 11 2000 □ Sept 27 2002

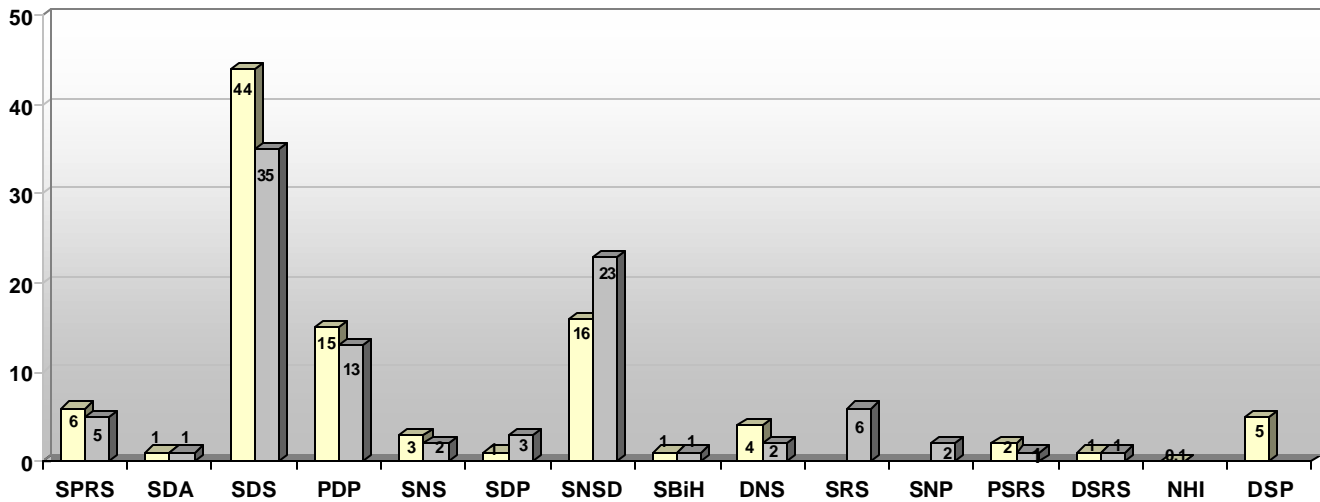


**November 11, 2000 Final Results - Parliament of Bosnia and Hercegovina  
All Republika Srpska Voters  
(Includes: regular in-country, out-of-country, absentee and tendered)**

Party	SPRS	SDA	SDS	PDP	SNS	SDP	SNSD	SBiH	DNS	SRS	SNP
<b>Total Vote %</b>	5.5%	7.4%	39.7%	15.2%	4.5%	5.2%	10.6%	5.4%	3.3%	na	na
<b>Mandates</b>	1	1	6	2	1	1	1	1	0	na	na

Republica Srpska National Assembly - Regular In-Country Voters Only

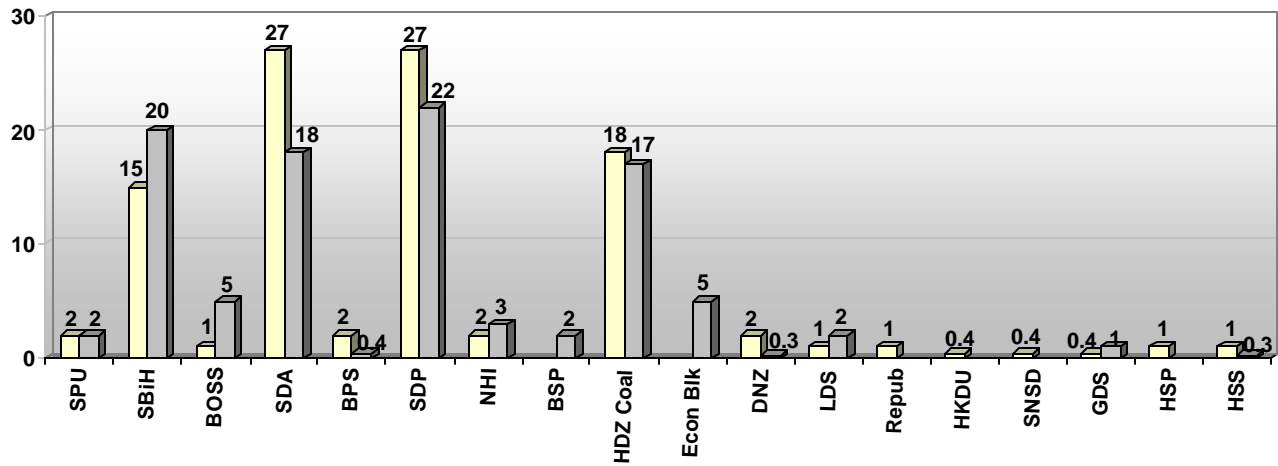
□ Nov 11 2000 □ Sept 27 2002



November 11, 2000 Final Results Republika Srpska National Assembly All Voters (Includes: regular in-country, out-of-country, absentee and tendered)															
Party	SPRS	SDA	SDS	PDP	SNS	SDP	SNSD	SBiH	DNS	SRS	SNP	PSRS	DSRS	NHI	DSP
<b>Total Vote %</b>	4.9%	7.6%	36.1%	12.3%	2.3%	5.0%	15.7%	5.2%	3.5%	na	na	1.3%	0.6%	0.7%	4.1%
<b>Mandates</b>	4	6	31	11	2	4	11	4	3	na	na	1	1	1	4

Federation of BiH Parliament - Regular In-Country Voters Only

□ Nov 11 2000 □ Sept 27 2002



November 11, 2000 Final Results - Parliament of Federation of Bosnia and Hercegovina All Federation of B&H Voters (Includes: regular in-country, out-of-country, absentee and tendered)																
Party	Rep	SPU	SNSD	GDS	SBiH	BOSS	SDA	LDS	BPS	SDP	NHI	HSS	HDZ	HSP	HKDU	DNZ
<b>Total Vote %</b>	0.6 %	2.2%	0.9%	0.4 %	14.9%	1.1%	26.8%	0.9 %	1.7 %	26.1 %	1.6 %	0.5 %	17.5%	1.0 %	0.4%	2.1%
<b>Mandates</b>	1	2	1	1	21	2	38	1	2	37	2	1	25	1	1	3