



## **Summary of Monitoring Reports of the Citizen Observatories in Grand Kru, Maryland, and River Gee counties on the quality of public elementary schools**

### **Introduction**

The South-Eastern Women Development Association (SEWODA) in partnership with National Democratic Institute (NDI) is implementing a project titled 'Building Citizen Centered Political Engagement in Liberia'. Under this project, SEWODA organized a Citizen Observatory training in Grand Kru, Maryland, and River Gee counties. The work of the three Citizen Observatories is to monitor social issues in these counties.

The first social issue the Citizen Observatories monitored in June/July 2015 was the quality of public elementary schools. The monitors visited 88 public elementary schools in the three counties and observed the quality of facilities. Every monitor used a Monitoring Report Form, which is included with a list of schools and the final reports in the appendix. This paper summarizes the findings of those three reports.

### **Summary of the Findings**

The results of this monitoring read as follows:

- The 88 selected public elementary schools have a total enrollment of 19,561 students (10,773 boys -55%- and 8,788 girls-45%). This is an average of 222 students in each school
- The total number of teachers is 561 teachers (427 male -76%- and 134 female – 24%) which is an average of 6 teachers per school.
- The average number of students per teacher is 35.
- 43 schools (49%) do not have a janitor (housekeeping/cleaning).
- 65 schools (74%) do not have security guards.
- 77 schools (87%) do not have first aid teams.
- 86 schools (98%) have an organized a Parents Teachers Association (PTA).
- 2 schools (2%) have a library.

- 72 schools (88%) do not have textbooks.
- 10 schools (11%) have sufficient benches for students
- 15 schools (17%) have chairs for teachers, 7 schools (8%) have a desk for teachers, and 7 schools (8%) have a teachers' lounge or separate room for teachers.
- 84 schools (95%) do not have a cafeteria and 9 schools (10%) have a school garden.
- 53 schools (60%) are without a hand pump.
- 81 schools(92%) have hand wash facilities (bucket & soap) 53 schools (60%) have latrines for students, and 44 schools (50%) have separate latrines for teachers.

## **Legal provisions**

In 2011 the Education Reform Act was adopted by the Liberian Legislature and signed by the President. In this Act, in relation to the quality of public education, the Ministry of Education is required to:

- provide and ensure the provision of quality education to all citizen and residents (2.1.2.a);
- develop and sustain an education system that allows all students to realize their talents and capabilities (2.1.2.b);
- reduce illiteracy by providing quality, realistic and practical education (2.1.2.d);
- develop prototype designs of school furniture (2.1.2.q)
- develop and construct public school libraries (2.1.2.r)

The results of the observations show that the quality of the public elementary schools in the Southeast does not meet a these standards. A large majority of schools do not have textbooks, libraries, or benches for students to sit on. These data, and others, suggest that the vast majority of the 19,561 students in the 88 monitored schools have little opportunity to realize their talents and capabilities.

## **Recommendations**

Each Citizen Observatory Report includes recommendations. Below is a summary of these recommendations:

1. Girl's enrollment needs to be increased through appropriate programs and activities.
2. More professionally trained teachers need to be employed in public elementary schools.
3. More support staff (janitors and security) are needed.

4. Public elementary schools should be provided First Aid supplies for emergency health care to students and teachers.
5. Buildings of public elementary schools need improvement to provide an environment conducive to learning.
6. Education authorities need to work with the PTAs to find better ways to operate and improve the schools.
7. All public elementary schools need functioning libraries.
8. Text books need to be provided to all public elementary schools.
9. More benches and armed chairs need to be provided to public elementary schools to ease the sitting problem faced by students.
10. Public elementary schools need chairs and desks for teachers and also equipped with a Teachers' lounge.
11. Public elementary schools need cafeterias.
12. Public elementary schools need to encourage school gardens.
13. All public elementary schools should have a hand pump.
14. More decent and improved latrines need to be available at all public elementary schools.

**SOUTH EASTERN WOMEN DEVELOPMENT ASSOCIATION (SEWODA)**

*Monrovia Office*



Corner of Benson & Buchanan Streets  
 Monrovia, Liberia  
 GSM: 0886544218/0886579537  
 E-mail: [sewoda2004@yahoo.com](mailto:sewoda2004@yahoo.com)

*Regional Office*

Stadium Road, Harper  
 Maryland County, Liberia

**APPENDIX**

Monitoring Report on Education Grand Kru County	page 4
Monitoring Report on Education Maryland County	page 21
Monitoring Report on Education River Gee County	page 38

	<p><b>This publication and the activities described were made possible through the generous support of NDI's donor partner the Embassy of Sweden. The views expressed herein do not necessarily reflect the views of NDI's donor.</b></p>	
---	---	---

Grand Kru County *Citizens Observatory's*

# MONITORING REPORT

On

# EDUCATION

*(QUALITY OF PUBLIC ELEMENTARY SCHOOLS)*





**In Grand Kru County**



South Eastern Women Development Association  
**(SEWODA)**

## TABLE OF CONTENTS

<b>Introduction</b>	-	-	-	<b>3</b>
<b>Summary</b>	-	-	-	<b>4</b>
<b>Findings of the Monitoring</b>	-	-	-	<b>5</b>
<b>Recommendation</b>	-	-	-	<b>13</b>
<b>Pictorial</b>	-	-	-	<b>14</b>
 <b>Appendix</b>				
<b>List of schools</b>	-	-	-	<b>16</b>
<b>Monitoring Report Form</b>	-	-	-	<b>18</b>

	<p>This publication and the activities described were made possible through the generous support of NDI's donor partner the Embassy of Sweden. The views expressed herein do not necessarily reflect the views of NDI's donor.</p>	
---	--	---

# INTRODUCTION

South-Eastern Women Development Association (SEWODA) in partnership with National Democratic Institute (NDI) is implementing a project titled 'Building Citizen Centered Political Engagement in Liberia'. This NDI-project is funded by the Embassy of Sweden.

Under this project, SEWODA organized a citizen body named and styled Citizen Observatory in each of three targeted counties of the southeast (Grand Kru County, Maryland County, and River Gee County). The work of the Citizen Observatories is to monitor these selected counties. During the second Skill Building Workshop for Grand Kru County's Citizen Observatory held in Barclayville, Grand Kru County (May 12-13, 2014), members of the Citizen Observatory of Grand Kru County selected education (quality of public elementary schools) as their first of three social issues (the other two are *Security* and *Land Disputes*) to be monitored this year. In fulfillment of this, the citizen observatory monitored the quality of 32 selected public elementary schools in Grand Kru County.

The monitors visited these schools and observed the quality of facilities. Every monitor used for this purpose a Monitoring Report Form. The list of schools and the Monitoring Report Form are included in the Appendices.

August, 2015

## **SOUTH EASTERN WOMEN DEVELOPMENT ASSOCIATION (SEWODA)**

### Monrovia Office

Corner of Benson & Buchanan Streets  
Monrovia, Liberia

**GSM: 0886544218/0886579537**

**E-mail: sewoda2004@yahoo.com**

### Regional Office

Stadium Road, Harper  
Maryland County, Liberia

# SUMMARY

During the monitoring, members of the citizen observatory monitored 32 selected schools in and around the communities in which they live.

The results of this monitoring read as follows:

- The 32 selected public elementary schools in Grand Kru County have a total enrollment of 6614 students (3768 boys and 2846 girls). This is an average of 206 students in each school
- The monitoring found out that there are 193 teachers (145 male and 48 female) thus giving the average number of teachers per school of 6
- Of the 32 selected public elementary schools in Grand Kru County, 12 have Janitor while only 3 have security.
- Only 3 schools have First Aid teams.
- We also found out that 31 schools have organized a Parents Teachers Association (PTA).
- None of the 32 schools has library.
- Only 3 schools have text books for students.
- The monitoring found out that only 2 schools have sufficient benches for students,
- 3 schools have chairs for teachers, only 1 have desk for teachers, and only 2 have teachers' lodge.
- We also found out that only 2 schools have cafeteria while 3 have school garden.
- On water, sanitization and hygiene (WASH) of the 32 schools, a good number of them (29) have hand wash facilities(bucket & soap), 12 schools have hand pumps, 16 schools have latrines for students, and 14 schools have separate latrines for teachers.

# **FINDINGS OF THE MONITORING**

For the purpose of this report, a total of 32 schools were selected from in and around 12 communities of our observers in Grand Kru County and were monitored. The monitoring covered several basic issues to access the quality of education in Grand Kru County Public Elementary Schools.

## **1. Students( Enrollment)**

From the monitoring, there are 6614 students in the 32 public elementary schools that were monitored in the 12 selected communities. Of this number, 3768 are boys (male) representing 57% of the total enrollment while 2846 are girls (females) representing 43% of the total enrollment.

Table 1.1 Students Enrollment by Gender

<i>Category</i>	<i>Number of students</i>	<i>Percentage</i>
Boys(Males)	3768	57%
Girls(Females)	2846	43%
Total	6614	100%

## **2. Staff**

### **A. Instructional Staff(Teachers)**

After a careful monitoring of these 32 schools in coordination with school authorities, there are a total of 193 teachers working in the 32 schools. Of the total number of teachers, 145 are men (males) representing 75% while 48 are women (females) representing 25%. Therefore the ratio of male to female teachers in the 32 schools is 3:1.

Table 2.1 Teachers by Gender

<i>Category</i>	<i>Number of teachers</i>	<i>Percentage</i>
Men(Males)	145	75%
Women(Females)	48	25%
Total	193	100%



Also of importance is the average number of teachers per schools. From the monitoring, we observed that the average number of teachers per elementary school is 6 teachers as indicated in the table below. During the monitoring we noticed that in some public elementary schools there are only 2 teachers working.

Table 2.2 Average Teachers per School

<i>Number of Teachers</i>	<i>Number of schools</i>	<i>Average</i>
193	32	6

### B. Support Staff

Every school needs support staff (i.e. Janitor, Security, etc,) for its smooth running and operation. However, our monitoring found out that of the 32 schools, 12 schools have Janitors, representing 38% while the remaining 20 schools or 62% do not have Janitors.

Table 2.3 Janitors per School

<i>Category</i>	<i>Number</i>	<i>Percentage</i>
Schools with Janitors	12	38%
Schools without Janitors	20	62%
Total	32	100%

We also found out that only 3 of the 32 schools have security to protect their premises and properties representing 9% while the remaining 29 schools or 91% do not have security to protect and secure their premises and properties.

Table 2.4 Security per School

<i>Category</i>	<i>Number</i>	<i>Percentage</i>
Schools with Security	3	9%
Schools without Security	29	91%
Total	32	100%

### 3. First Aid

One important component of a good elementary school is First Aid to provide emergency first line medical assistance before/while transferring sick/injured

students to the nearest health facilities. Given that most of these schools are located far away from health facilities, the availability of a First Aid team on their campuses would be really life-saving for students and staffs alike. From our monitoring, only 3 schools or 9% from the 32 schools have First Aid teams in place in their various institutions while 29 schools or 91% do not have First Aid.

Table 3.1 First Aid team per School

Category	Number	Percentage
Schools with First Aid	3	9%
Schools without First Aid	29	91%
Total	32	100%

#### 4. Parents Teachers Association (PTA)

We also monitored Parents Teachers Association (PTA) in the 32 public elementary schools. There are 31 schools that have organized PTA representing 97% while only 1 school or 3% does not have organized PTA. Also, the organized PTAs in the 31 schools have regular meetings at given times to discuss ways to better manage these schools and the progress of the pupils.

Table 4.1 PTA per School

<i>Category</i>	<i>Number</i>	<i>Percentage</i>
Schools with Organized PTA	31	97%
Schools without Organized PTA	1	3%
Total	32	100%

#### 5. Facilities

##### A. Library

Library is an important part of a functioning school. From the monitoring, we found out that of the 32 public elementary schools in Grand Kru County, none has a Library as indicated in the table below.

Table 5.1 Library per School

<i>Category</i>	<i>Number</i>	<i>Percentage</i>
Schools with Library	0	0%
Schools without Library	32	100%
Total	32	100%

#### B. Text Books

An assessment of 32 public elementary schools in Grand Kru County point to the reality that only 3 schools have text books for pupils representing 9% while 29 schools or 91% do not have textbooks for students

Table 5.2 Text Books per School

<i>Category</i>	<i>Number</i>	<i>Percentage</i>
Schools with Text Books	3	9%
Schools without Text Books	29	91%
Total	32	100%

#### C. Benches for students

From the monitoring, we found out that of the 32 public elementary schools in Grand Kru County, only 2 schools have sufficient benches for students representing 6% while the remaining 30 schools or 94% do not have benches for students.

Table 5.3 Benches per School

<i>Category</i>	<i>Number</i>	<i>Percentage</i>
Schools with Benches	2	6%
Schools without Benches	30	94%
Total	32	100%

#### D. Teachers' Chairs

From the monitoring, we found out that of the 32 public elementary schools in Grand Kru County, 3 schools have chairs for teachers representing 9% while the remaining 29 schools or 91% do not have chairs for teachers.

Table 5.4 Teachers' Chairs per School

<i>Category</i>	<i>Number</i>	<i>Percentage</i>
Schools with Teachers' Chairs	3	9%
Schools without Teachers' Chairs	29	91%
Total	32	100%

E. Teachers' Desk

From the monitoring, we found out that of the 32 public elementary schools in Grand Kru County, only 1 school have desk for teachers representing 3% while the remaining 31 schools or 97% do not have desks for teachers.

Table 5.5 Teachers' Desk per School

<i>Category</i>	<i>Number</i>	<i>Percentage</i>
Schools with Teachers' desks	1	3%
Schools without Teachers' desks	31	97%
Total	32	100%

F. Teachers' Lodge

From the monitoring, we found out that of the 32 public elementary schools in Grand Kru County, only 2 schools have teachers' lodge representing 6% while the remaining 30 schools or 94% do not have teachers' lodge.

Table 5.6 Teachers' Lodge per School

<i>Category</i>	<i>Number</i>	<i>Percentage</i>
Schools with Teachers' Lodge	2	6%
Schools without Teachers' Lodge	30	94%
Total	32	100%

G. Cafeteria

From the monitoring, we found out that of the 32 public elementary schools in Grand Kru County, only 2 schools have Cafeteria representing 6% while the remaining 30 schools or 94% do not have Cafeteria.

Table 5.7 Cafeteria per School

<i>Category</i>	<i>Number</i>	<i>Percentage</i>
Schools with Cafeteria	2	6%
Schools without Cafeteria	30	94%
Total	32	100%

#### H. School Garden

From the monitoring, we found out that of the 32 selected public elementary schools in Grand Kru County, only 3 schools have School Garden representing 9% while the remaining 29 schools or 91% do not have School Garden.

Table 5.8 School Garden per School

<i>Category</i>	<i>Number</i>	<i>Percentage</i>
Schools with School Garden	3	9%
Schools without School Garden	29	91%
Total	32	100%

#### I. Hand Pump

We also monitored Hand Pumps in the 32 public elementary schools. There are 12 schools that have Hand Pump representing 38% while 20 schools or 62% do not have Hand Pump.

Table 5.9 Hand Pump per School

<i>Category</i>	<i>Number</i>	<i>Percentage</i>
Schools with Hand Pump	12	38%
Schools without Hand Pump	20	62%
Total	32	100%

#### J. Hand Wash Bucket

From the monitoring, we found out that of the 32 selected public elementary schools in Grand Kru County, 29 schools have buckets and soap for washing

hands representing 91% while the remaining 3 schools or 9% do not have buckets and soap for washing hands.

Table 5.10 Hand Wash Bucket per School

<i>Category</i>	<i>Number</i>	<i>Percentage</i>
Schools with Hand Wash Bucket	29	91%
Schools without Hand Wash Bucket	3	9%
Total	32	100%

#### K. Latrine for Students

From the monitoring, we found out that of the 32 selected public elementary schools in Grand Kru County, 16 schools have latrines for students representing 50% while the remaining 16 schools or 50% do not have latrines for students.

Table 5.11 Latrines for students

<i>Category</i>	<i>Number</i>	<i>Percentage</i>
Schools with Latrines for students	16	50%
Schools without Latrines for students	16	50%
Total	32	100%

#### L. Latrine for Teachers

From the monitoring, we found out that of the 32 selected public elementary schools in Grand Kru County, 14 schools have separate latrines for teachers representing 44% while the remaining 18 schools or 56% do not have separate latrines for teachers.

Table 5.12 Latrines for Teachers

<i>Category</i>	<i>Number</i>	<i>Percentage</i>
Schools with Latrines for Teachers	14	44%
Schools without Latrines for Teachers	18	56%
Total	32	100%

## RECOMMENDATIONS

Below is a list of recommendations for STAKEHOLDERS to ensure quality education in public elementary schools in Grand Kru County:

15. Girls enrollment needs to be increased through appropriate programs and activities,
16. More professional trained teachers need to be employed in public elementary schools of Grand Kru County,
17. Support Staffs (Janitors and Security) be employed in public elementary schools in Grand Kru County for their smooth operation,
18. Public elementary schools in Grand Kru County be provided with First Aid teams for emergency health care to students and teachers
19. The buildings of public elementary schools in Grand Kru County need improvement to provide learning environments that are conducive for students.
20. Education authorities need to work with the PTAs in the various public elementary schools in Grand Kru County to find better ways to operate and improve these schools,
21. All public elementary schools in Grand Kru County need to be equipped with functioning libraries,
22. Text books need to be provided to all public elementary schools in Grand Kru County,
23. More benches and armed chairs be provided to public elementary schools in Grand Kru County to ease the sitting problem faced by students presently,
24. Public elementary schools in Grand Kru County need to be provided with chairs and desk for teachers and also equipped with Teachers' Lodge,
25. Public elementary schools in Grand Kru County need cafeterias for teachers and students to refresh themselves during recess (break),
26. Public elementary schools in Grand Kru County schools need to prioritize school gardens,
27. More hand pumps need to be provided to public elementary schools in Grand Kru County
28. More decent and improved latrines need to be available at all public elementary schools in Grand Kru County

# PICTORIAL

*(PICTURES FROM PUBLIC ELEMENTARY SCHOOLS IN GRAND KRU COUNTY)*



**Black Board**



**Benches**



**Class Room**



**School Building**



**School Campus**




**School Latrine**





**School Latrine**



**Class Room**



**Class Room**



**Class Room**



**School Building**



**Benches**

## **Appendix 1 - List of Public Elementary Schools**

<b><i>No</i></b>	<b><i>Name of school</i></b>	<b><i>Principal's Name</i></b>	<b><i>Location</i></b>
1	Nrowia Public Elementary School	Augustine Jlanyeneh	Nrokwia Community
2	Bailakpo Public Elementary School	James Wleah	Picnicess Community
3	Weslo Public Elementary School	Elijah B. Bliidi	Weslo Community
4	Wlokri Public Elementary School	Peter Toe	Kabor Community
5	Kaybor Public Elementary School	Mr. Dueh Farcarthy	Newcess Community
6	Newcess Public Elementary School	Martha Hinnieh	Wedabo Community
7	Wedabo Public Elementary School	Mrs .Martha Teeh	GrandCess Community
8	J.T.Nimely Public Elementary School	Broford W. Nimenely	Kiteh Community
9	Kiteh Public Elementary School	Beatrice Wornoh	Wakpekee Community
10	J.Blamo Toe Public Elementary School	Jestina G.Blamoh	Sasstown Community
11	Fw Dargbe Public Elementary School	Jocab D.Karypah	Glabroken Community
12	Gblabroken Public Elementary School	Amos T.Juah	Bliaheetugbaken community
13	J.S Doe Public Elementary School	Janet w. Jappah	Wakpeken Community
14	Jk Nyepan Public Elementary School	Francis N. Nimene	GrandCess Community
15	P.G.Wollor Public Elementary School	Solomon D. sieh	Grand Cess Community
16	Geneken Public Elementary School	Prince N. Sieh	Geneken Community
17	Dayokpo Public Elementary School	Francis Weah	Dayakpo Community
18	Jlatwen Public Elementary School	Comfort G. Doe	Jlatwen Community
19	Zoloken Public Elementary School	Joanh Nyea	Zoloken Community

20	Doeshen Public Elementary School	Afred N. Worlloh	Snoh City Dorboh Community
21	Jlatiken Public Elementary School	Veronica Kun	Jlatiken Upper Dorboh Community
22	Weayen Public Elementary School	Tweh Nagbe	Weayen Community
23	G.E. Public Elementary School	Daniel W. Plee	Wedabo Gbanken Community
24	J.N. Kartwe Public Elementary School	Prof. Elijah Kun	Parluken City Community
25	Gbanrken Public Elementary School	Prof. Isiah Toewollo	Forpoh Gbarken Community
26	Dweken Public Elementary School	Prof. Augustine Kan	Forpoh,Dweken Community
27	George Toe Wastington Public Elementary School	Blohwon S. Toe	Wakpehken Community
28	G.T.Wolloh Public Elementary School	Mrs.Bellorh Toe	SassTown Jekwepoh Community
29	Peter Torh Public Elementary School	David Wesseh	Chemwriken Buah
30	Taygue Public Elementary School	Solomon J.w. Senyon	Taybue Community
31	Sallytugbaby Public Elementary School	Joe W.Saydeecon	Buah worpuken Com
32	Dentiken Public Elementary School	Tee Sarweahni	Wedabo Community

## Appendix 2- Monitoring Report Form



### EDUCATION MONITORING FORM

“Monitoring the QUALITY OF PUBLIC ELEMENTARY SCHOOLS”



**Name of School:** \_\_\_\_\_

Location of School: \_\_\_\_\_

Name of Principal: \_\_\_\_\_

Number of Teachers: \_\_\_\_\_ Male: \_\_\_\_\_ Female: \_\_\_\_\_

Teachers Qualification: College \_\_\_\_\_ B Cert \_\_\_\_\_ C Cert. \_\_\_\_\_ HSG \_\_\_\_\_

Support Staff: Janitor \_\_\_\_\_ Security \_\_\_\_\_

Total number of students: \_\_\_\_\_ Boys: \_\_\_\_\_ Girls: \_\_\_\_\_

School building constructed with: cement bricks ( ) mud ( ), Other \_\_\_\_\_

Is the School fenced? YES \_\_\_\_\_ NO \_\_\_\_\_ Is there First Aid? YES \_\_\_\_\_ NO \_\_\_\_\_

Do you have an organized Parents-Teachers Association (PTA)? YES \_\_\_\_\_ NO \_\_\_\_\_

If YES, how often do they meet? \_\_\_\_\_

#### **FACILITIES:**

NO	NAME OF ITEMS	CHECK MARK ( Yes or No)	QUANTITY (If Yes, how many?-Number)
1.	Hand Pump		
2.	Library		
3.	Soap & Bucket to wash hand		
4	School Garden		
5	Latrine / toilet for students		
6	Latrine for Teachers		
7	Sufficient benches for students		
8	Text Books		
9	Teachers Desk		
10	Teachers chair		
11	Teachers' lounge		
12	Cafeteria		

**Comment (Other Observation):**

**Recommendation:**

Maryland County *Citizens Observatory's*

# MONITORING REPORT

On

# EDUCATION

*(QUALITY OF PUBLIC ELEMENTARY SCHOOLS)*





**In Maryland County**



South Eastern Women Development Association  
(SEWODA)

## TABLE OF CONTENTS

<b>Introduction</b>	-	-	-	<b>3</b>
<b>Summary</b>	-	-	-	<b>4</b>
<b>Findings of the Monitoring</b>	-	-	-	<b>5</b>
<b>Recommendation</b>	-	-	-	<b>12</b>
<b>Pictorial</b>	-	-	-	<b>13</b>
 <b>Appendix</b>				
<b>List of schools</b>	-	-	-	<b>15</b>
<b>Monitoring Report Form</b>	-	-	-	<b>17</b>

	<p><b>This publication and the activities described were made possible through the generous support of NDI's donor partner the Embassy of Sweden. The views expressed herein do not necessarily reflect the views of NDI's donor.</b></p>	
---	---	---

# INTRODUCTION

South-Eastern Women Development Association (SEWODA) in partnership with National Democratic Institute (NDI) is implementing a project titled 'Building Citizen Centered Political Engagement in Liberia'. This NDI-project is funded by the Embassy of Sweden.

Under this project, SEWODA organized a citizen body named and styled Citizen Observatory in each of three targeted counties of the southeast (Grand Kru County, Maryland County, and River Gee County). The work of the Citizen Observatories is to monitor these selected counties. During the second Skill Building Workshop for Maryland County's Citizen Observatory held in Harper, Maryland County (May 15-16, 2014), members of the Citizen Observatory of Maryland County selected education (quality of public elementary schools) as their first of three social issues (the other two are *WASH* and *County/Social Development Funds Projects implementation*) to be monitored this year. In fulfillment of this, the citizen observatory monitored the quality of 26 selected public elementary schools in Maryland County.

The monitors visited these schools and observed the quality of facilities. Every monitor used for this purpose a Monitoring Report Form. The list of schools and the Monitoring Report Form are included in the Appendices.

August, 2015

## **SOUTH EASTERN WOMEN DEVELOPMENT ASSOCIATION (SEWODA)**

### Monrovia Office

Corner of Benson & Buchanan Streets  
Monrovia, Liberia

**GSM: 0886544218/0886579537**

**E-mail: sewoda2004@yahoo.com**

### Regional Office

Stadium Road, Harper  
Maryland County, Liberia

# SUMMARY

During the monitoring, members of the citizen observatory monitored 26 selected schools in and around the communities in which they live.

The results of this monitoring read as follows:

- The 26 selected public elementary schools in Maryland County have a total enrollment of 5755 students (3146 boys and 2609 girls). This is an average of 221 students in each school
- The monitoring found out that there are 158 teachers (117 male and 41 female) thus giving the average number of teachers per school of 6.
- Of the 26 selected public elementary schools in Maryland County, 22 have Janitor while 15 have security.
- Only 2 schools have First Aid teams.
- We also found out that all the 26 schools have organized a Parents Teachers Association (PTA).
- None of the 26 schools has a library.
- Only 3 schools have text books for students.
- The monitoring found out that only 4 schools have sufficient benches for students.
- Only 2 schools have chairs for teachers, none has desk for teachers, and only 4 have teachers' lodge.
- We also found out that only 2 schools have cafeteria while only 1 has school garden.
- On water, sanitization and hygiene(WASH) of the 26 schools, a good number of them (23) have hand wash facilities(bucket & soap), 10 schools have hand pumps, 15 schools have latrines for students, and 15 schools have separate latrines for teachers.



# **FINDINGS OF THE MONITORING**

For the purpose of this report, a total of 26 schools were selected from in and around 12 communities of our observers in Maryland County and were monitored. The monitoring covered several basic issues to access the quality of education in Maryland County Public Elementary Schools.

## **6. Students ( Enrollment)**

From the monitoring, there are 5755 students in the 26 public elementary schools that were monitored in the 12 selected communities. Of this number, 3146 are boys (male) representing 55% of the total enrollment while 2609 are girls (females) representing 45% of the total enrollment.

Table 1.1 Students Enrollment by Gender

<i>Category</i>	<i>Number of students</i>	<i>Percentage</i>
Boys(Males)	3146	55%
Girls(Females)	2609	45%
Total	5755	100%

## **7. Staff**

### **C. Instructional Staff (Teachers)**

After a careful monitoring of these 26 schools in coordination with school authorities, there are a total of 158 teachers working in the 26 schools. Of the total number of teachers, 117 are men (males) representing 74% while 41 are women (females) representing 26%. Therefore the ratio of male to female teachers in the 26 schools is nearly 3:1.

Table 2.1 Teachers by Gender

<i>Category</i>	<i>Number of teachers</i>	<i>Percentage</i>
Men(Males)	117	74%
Women(Females)	41	26%
Total	158	100%

Also of importance is the average number of teachers per schools. From the monitoring, we observed that the average number of teachers per elementary

school is 6 teachers as indicated in the table below. During the monitoring we noticed that in some public elementary schools there are only 2 teachers working.

Table 2.2 Average Teachers per School

<i>Number of Teachers</i>	<i>Number of schools</i>	<i>Average</i>
158	26	6

#### D. Support Staff

Every school needs support staff (i.e. Janitor, Security, etc.) for its smooth running and operation. However, our monitoring found out that of the 26 schools, 22 have Janitors, representing 85% while the remaining 4 schools or 15% do not have Janitors.

Table 2.3 Janitors per School

<i>Category</i>	<i>Number</i>	<i>Percentage</i>
Schools with Janitors	22	85%
Schools without Janitors	4	15%
Total	26	100%

We also found out that 15 of the 26 schools have security to protect their premises and properties representing 58% while the remaining 11 schools or 42% do not have security to protect and secure their premises and properties.

Table 2.4 Security per School

<i>Category</i>	<i>Number</i>	<i>Percentage</i>
Schools with Security	15	58%
Schools without Security	11	42%
Total	26	100%

## 8. First Aid

One important component of a good elementary school is First Aid to provide emergency first line medical assistance before/while transferring sick/injured students to the nearest health facilities. Given that most of these schools are

located far away from health facilities, the availability of a First Aid team on their campuses would be really life-saving for students and staffs alike. From our monitoring, only 2 schools or 8% from the 26 schools have First Aid teams in place in their various institutions while 24 schools or 92% do not have First Aid.

Table 3.1 First Aid team per School

<i>Category</i>	<i>Number</i>	<i>Percentage</i>
Schools with First Aid	2	8%
Schools without First Aid	24	92%
Total	26	100%

## 9. Parents Teachers Association (PTA)

We also monitored Parents Teachers Association (PTA) in the 26 public elementary schools. There are organized PTAs in all 26 schools monitored in Maryland County as indicated in the table below. Also, the organized PTAs in these schools have regular meetings at given times to discuss ways to better manage these schools and the progress of the pupils.

Table 4.1 PTA per School

<i>Category</i>	<i>Number</i>	<i>Percentage</i>
Schools with Organized PTA	26	100%
Schools without Organized PTA	0	0%
Total	26	100%

## 10. Facilities

### M. Library

Library is an important part of a functioning school. From the monitoring, we found out that none of the 26 public elementary schools in Maryland County has Library as indicated in the table below.

Table 5.1 Library per School

<i>Category</i>	<i>Number</i>	<i>Percentage</i>
-----------------	---------------	-------------------

Schools with Library	0	0%
Schools without Library	26	100%
Total	26	100%

#### N. Text Books

An assessment of 26 public elementary schools in Maryland County point to the reality that only 3 schools have text books for pupils representing 12% while 23 schools or 88% do not have textbooks for students

Table 5.2 Text Books per School

<i>Category</i>	<i>Number</i>	<i>Percentage</i>
Schools with Text Books	3	12%
Schools without Text Books	23	88%
Total	26	100%

#### O. Benches for students

From the monitoring, we found out that of the 26 public elementary schools in Maryland County, only 4 schools have sufficient benches for students representing 15% while the remaining 22 schools or 85% do not have benches for students.

Table 5.3 Benches per School

<i>Category</i>	<i>Number</i>	<i>Percentage</i>
Schools with Benches	4	15%
Schools without Benches	22	85%
Total	26	100%

#### P. Teachers' Chairs

From the monitoring, we found out that of the 26 public elementary schools in Maryland County, 2 schools have chairs for teachers representing 8% while the remaining 24 schools or 92% do not have chairs for teachers.

Table 5.4 Teachers' Chairs per School

<i>Category</i>	<i>Number</i>	<i>Percentage</i>
Schools with Teachers' Chairs	2	8%
Schools without Teachers' Chairs	24	92%
Total	26	100%

#### Q. Teachers' Desk

From the monitoring, we found out that of the 26 public elementary schools in Maryland County, none has desk for teachers as indicated in the table below.

Table 5.5 Teachers' Desk per School

<i>Category</i>	<i>Number</i>	<i>Percentage</i>
Schools with Teachers' desks	0	0%
Schools without Teachers' desks	26	100%
Total	26	100%

#### R. Teachers' Lodge

From the monitoring, we found out that of the 26 public elementary schools in Maryland County, only 4 schools have teachers' lodge representing 15% while the remaining 22 schools or 85% do not have teachers' lodge.

Table 5.6 Teachers' Lodge per School

<i>Category</i>	<i>Number</i>	<i>Percentage</i>
Schools with Teachers' Lodge	4	15%
Schools without Teachers' Lodge	22	85%
Total	26	100%

#### S. Cafeteria

From the monitoring, we found out that of the 26 public elementary schools in Maryland County, only 2 schools have Cafeteria representing 8% while the remaining 24 schools or 92% do not have Cafeteria.

Table 5.7 Cafeteria per School

<i>Category</i>	<i>Number</i>	<i>Percentage</i>
Schools with Cafeteria	2	8%
Schools without Cafeteria	24	92%
Total	26	100%

#### T. School Garden

From the monitoring, we found out that of the 26 selected public elementary schools in Maryland County, only 1 school has garden representing 4% while the remaining 25 schools or 96% do not have School Garden as indicated in the table below.

Table 5.8 School Garden per School

<i>Category</i>	<i>Number</i>	<i>Percentage</i>
Schools with School Garden	1	4%
Schools without School Garden	25	96%
Total	26	100%

#### U. Hand Pump

We also monitored Hand Pumps in the 26 public elementary schools. There are 10 schools that have Hand Pump representing 38% while 16 schools or 62% do not have Hand Pump.

Table 5.9 Hand Pump per School

<i>Category</i>	<i>Number</i>	<i>Percentage</i>
Schools with Hand Pump	10	38%
Schools without Hand Pump	16	62%
Total	26	100%

#### V. Hand Wash Bucket

From the monitoring, we found out that of the 26 selected public elementary schools in Maryland County, 23 schools have buckets and soap for washing hands representing 88% while the remaining 3 schools do not have buckets and soap for washing hands representing 12%.

Table 5.10 Hand Wash Bucket per School

<i>Category</i>	<i>Number</i>	<i>Percentage</i>
Schools with Hand Wash Bucket	23	88%
Schools without Hand Wash Bucket	3	12%
Total	26	100%

#### W. Latrine for Students

From the monitoring, we found out that of the 26 selected public elementary schools in Maryland County, 15 schools have latrines for students representing 58% while the remaining 11 schools or 42% do not have latrines for students.

Table 5.11 Latrines for students

<i>Category</i>	<i>Number</i>	<i>Percentage</i>
Schools with Latrines for students	15	58%
Schools without Latrines for students	11	42%
Total	26	100%

#### X. Latrine for Teachers

From the monitoring, we found out that of the 26 selected public elementary schools in Maryland County, 15 schools have separate latrines for teachers representing 58% while the remaining 11 schools or 42% do not have separate latrines for teachers.

Table 5.12 Latrines for Teachers

<i>Category</i>	<i>Number</i>	<i>Percentage</i>
Schools with Latrines for Teachers	15	58%
Schools without Latrines for Teachers	11	42%
Total	26	100%

# RECOMMENDATIONS

Below is a list of recommendations for STAKEHOLDERS to ensure quality education in public elementary schools in Maryland County:

29. Girls enrollment needs to be increased through appropriate programs and activities.
30. More professional trained teachers need be to employed in public elementary schools of Maryland County.
31. Support Staffs (Janitors and Security) be employed in public elementary schools in Maryland County for their smooth operation.
32. Public elementary schools in Maryland County be provided with First Aid teams for emergency health care to students and teachers.
33. The buildings of public elementary schools in Maryland County need to be improved to provide learning environments that are conducive for students.
34. Education authorities need to work with the PTAs in the various public elementary schools in Maryland County to find better ways to operate and improve these schools.
35. All public elementary schools in Maryland County need to be equipped with functioning libraries.
36. Text books need to be provided to all public elementary schools in Maryland County.
37. More benches and armed chairs be provided to public elementary schools in Maryland County to ease the sitting problem faced by students presently.
38. Public elementary schools in Maryland County need to be provided with chairs and desk for teachers and also equipped with Teachers' Lodge.
39. Public elementary schools in Maryland County need cafeterias for teachers and students to refresh themselves during recess (break).
40. Public elementary schools in Maryland County schools need to prioritize school gardens.
41. More hand pumps need to be provided to public elementary schools in Maryland County.
42. More decent and improved latrines need to be available at all public elementary schools in Maryland County.



# PICTORIAL

*(PICTURES FROM PUBLIC ELEMENTARY SCHOOLS IN MARYLAND COUNTY)*



**Class Room**



**Class Room**



**Class Room**



**Class Room**



**Class Room**



**Latrine**



**School Building**



**School Campus**



**Class Room**



**School Campus**



**Black Board**



**Benches**

## **Appendix 1 - List of Public Elementary Schools**

<b><i>No</i></b>	<b><i>Name of school</i></b>	<b><i>Principal's Name</i></b>	<b><i>Location</i></b>
1	S.B. Martin Elem. School	Shamon Jones	Karluway District Gedebo Warteken
2	Kehjueh Elem. School	Michael Dogbeh	Big Jaye Barrabo
3	Glofaken Elem. School	Raymond Togba	Glofaken Barrabo
4	Dugboken Elem. School	J. Badio Gweleh	Dugboken Barrabo
5	Dogbeh Elem. School	Benedict Clarke	Geessanken
6	Newenken Elem. School	Thomas Wallace	Dugboken Barrabo
7	Pullah Elem. School	Samiel K. Chea	Pullah Harer District
8	Nimbleh Elem. School	Pastor Laplah Moore	Nimbleh Harper District
9	Karloken Demonstration School	Sasye Biogbay	Karloken City Karluway
10	Karloken Com. Public School	Alexander Menden	Karloken City Karluway
11	Susannah Brawer Elem. School	Philomena S. Pokar	Karloken Karluway District # 2
12	Nye –Oun Wissiken	Richard K. Kboffua	Wissiken Karluken
13	Doloken Boys Institute	Emmanuel K. Wyne	Doloken Karluway
14	Doloken Public School	Rebecca Nathan	Doloken Karluway District
15	Nikpachilu School	Mr. Abel S. Wsseh	Nikpaehilu Region Pleebo
16	Yookudi Elem. School	P. Lualu Howe	Yookudi Community Harper
17	Little Wlebo Elem. School	Joseph D. Mooney	Little Wlebo Harper
18	Sedeken Public School	George Sartee	Sedeken Pleebo Sodoken
19	S. Elizabeth Gibson	Joanna M. Sackar	Jacksonville Town Ship Harper

20	Gbloken Public School	Joseph Y. Klah	Pleebo Sodoken District
21	Big Town Public School	Sarah J. Boatue	Hoffman Station Harper
22	James Boygeh Elem. School	Sarah T. Davis	Rock Town Barrabo
23	Drayton S. Hinnah Elem. School	Comfort Wallace	Cavalla Barrabo
24	Gwiah Doe Elem. School	Sampson Dortue	Rock Town Barrabo
25	John Saylee Elem.School	Daniel T. Geekor	Teaken Barrabo
26	Diabe Blaleh Elem. school	Owusu G. Hennes	Gutuken Barrabo

## Appendix 2- Monitoring Report Form



### EDUCATION MONITORING FORM

“Monitoring the QUALITY OF PUBLIC ELEMENTARY SCHOOLS”



**Name of School:** \_\_\_\_\_

Location of School: \_\_\_\_\_

Name of Principal: \_\_\_\_\_

Number of Teachers: \_\_\_\_\_ Male: \_\_\_\_\_ Female: \_\_\_\_\_

Teachers Qualification: College \_\_\_\_\_ B Cert \_\_\_\_\_ C Cert. \_\_\_\_\_ HSG \_\_\_\_\_

Support Staff: Janitor \_\_\_\_\_ Security \_\_\_\_\_

Total number of students: \_\_\_\_\_ Boys: \_\_\_\_\_ Girls: \_\_\_\_\_

School building constructed with: cement bricks ( ) mud ( ), Other \_\_\_\_\_

Is the School fenced? YES \_\_\_\_\_ NO \_\_\_\_\_ Is there First Aid? YES \_\_\_\_\_ NO \_\_\_\_\_

Do you have an organized Parents-Teachers Association (PTA)? YES \_\_\_\_\_ NO \_\_\_\_\_

If YES, how often do they meet? \_\_\_\_\_

#### **FACILITIES:**

NO	NAME OF ITEMS	CHECK MARK ( Yes or No)	QUANTITY (If Yes, how many?-Number)
1.	Hand Pump		
2.	Library		
3.	Soap & Bucket to wash hand		
4	School Garden		
5	Latrine / toilet for students		
6	Latrine for Teachers		
7	Sufficient benches for students		
8	Text Books		
9	Teachers Desk		
10	Teachers chair		
11	Teachers' lounge		
12	Cafeteria		

**Comment (Other Observation):**

**Recommendation:**

River Gee County *Citizens Observatory's*

# MONITORING REPORT

On

# EDUCATION

*(QUALITY OF PUBLIC ELEMENTARY SCHOOLS)*





**In River Gee County**



South Eastern Women Development Association  
(SEWODA)

## TABLE OF CONTENTS

<b>Introduction</b>	-	-	- -	<b>3</b>
<b>Summary</b>	-	-	-	<b>4</b>
<b>Findings of the Monitoring</b>	-	-	-	<b>5</b>
<b>Recommendation</b>	-	-	-	<b>13</b>
<b>Pictorial</b>	-	-	-	<b>14</b>
 <b>Appendix</b>				
<b>List of schools</b>	-	-	-	<b>16</b>
<b>Monitoring Report Form</b>	-	-	-	<b>18</b>

	<p><b>This publication and the activities described were made possible through the generous support of NDI's donor partner the Embassy of Sweden. The views expressed herein do not necessarily reflect the views of NDI's donor.</b></p>	
---	---	---

# INTRODUCTION

South-Eastern Women Development Association (SEWODA) in partnership with National Democratic Institute (NDI) is implementing a project titled 'Building Citizen Centered Political Engagement in Liberia'. This NDI-project is funded by the Embassy of Sweden.

Under this project, SEWODA organized a citizen body named and styled Citizen Observatory in each of three targeted counties of the southeast (Grand Kru County, Maryland County, and River Gee County). The work of the Citizen Observatories is to monitor these selected counties. During the second Skill Building Workshop for River Gee County's Citizen Observatory held in Fish Town, River Gee County (May 18-19, 2014), members of the Citizen Observatory of River Gee County selected education (quality of public elementary schools) as their first of three social issues (the other two are *Health* and *County/Social Development Funds Projects implementation*) to be monitored this year. In fulfillment of this, the citizen observatory monitored the quality of 30 selected public elementary schools in River Gee County.

The monitors visited these schools and observed the quality of facilities. Every monitor used for this purpose a Monitoring Report Form. The list of schools and the Monitoring Report Form are included in the Appendices.

August, 2015

## **SOUTH EASTERN WOMEN DEVELOPMENT ASSOCIATION (SEWODA)**

### Monrovia Office

Corner of Benson & Buchanan Streets  
Monrovia, Liberia

**GSM: 0886544218/0886579537**

**E-mail: sewoda2004@yahoo.com**

### Regional Office

Stadium Road, Harper  
Maryland County, Liberia



# SUMMARY

During the monitoring, members of the citizen observatory monitored 30 selected schools in and around the communities in which they live.

The results of this monitoring read as follows:

- The 30 selected public elementary schools in River Gee County have a total enrollment of 7192 students (3859 boys and 3333 girls). This is an average of 240 students in each school
- The monitoring found out that there are 210 teachers (165 male and 45 female) thus giving the average number of teachers per school of 7
- Of the 30 selected public elementary schools in River Gee County, 11 have Janitor while only 5 have security.
- Only 6 schools have First Aid teams.
- We also found out that 29 schools have organized a Parents Teachers Association (PTA).
- Only 2 of the 30 schools have library.
- We found out 10 schools have text books for students.
- The monitoring found out that only 4 schools have sufficient benches for students.
- 10 schools have chairs for teachers, 6 have desk for teachers, and only 1 have teachers' lodge.
- We also found out that none of the 30 schools have cafeteria while 5 have school garden.
- On water, sanitization and hygiene(WASH) of the 30 schools, a good number of them (29) have hand wash facilities(bucket & soap), 13 schools have hand pumps, 22 schools have latrines for students, and 15 schools have separate latrines for teachers.

# **FINDINGS OF THE MONITORING**

For the purpose of this report, a total of 30 schools were selected from in and around 12 communities of our observers in River Gee County and were monitored. The monitoring covered several basic issues to access the quality of education in River Gee County Public Elementary Schools.

## **11.Students( Enrollment)**

From the monitoring, there are 7192 students in the 30 public elementary schools that were monitored in the 12 selected communities. Of this number, 3859 are boys (male) representing 54% of the total enrollment while 3333 are girls (females) representing 46% of the total enrollment.

Table 1.1 Students Enrollment by Gender

<i>Category</i>	<i>Number of students</i>	<i>Percentage</i>
Boys(Males)	3859	54%
Girls(Females)	3333	46%
Total	7192	100%

## **12.Staff**

### **E. Instructional Staff(Teachers)**

After a careful monitoring of these 30 schools in coordination with school authorities, there are a total of 210 teachers working in the 30 schools. Of the total number of teachers, 165 are men (males) representing 79% while 45 are women (females) representing 21%. Therefore the ratio of male to female teachers in the 30 schools is nearly 4:1.

Table 2.1 Teachers by Gender

<i>Category</i>	<i>Number of students</i>	<i>Percentage</i>
Men(Males)	165	79%
Women(Females)	45	21%
Total	210	100%

Also of importance is the average number of teachers per schools. From the monitoring, we observed that the average number of teachers per elementary

school is 7 teachers as indicated in the table below. During the monitoring we noticed that in a particular public elementary school there is only 1 teacher working.

Table 2.2 Average Teachers per School

<i>Number of Teachers</i>	<i>Number of schools</i>	<i>Average</i>
210	30	7

#### F. Support Staff

Every school needs support staff (i.e. Janitor, Security, etc.) for its smooth running and operation. However, our monitoring found out that of the 30 schools, 11 have Janitors, representing 37% while the remaining 19 schools or 63% do not have Janitors.

Table 2.3 Janitors per School

<i>Category</i>	<i>Number</i>	<i>Percentage</i>
Schools with Janitors	11	37%
Schools without Janitors	19	63%
Total	30	100%

We also found out that only 5 of the 30 schools have security to protect their premises and properties representing 17% while the remaining 25 schools or 83% do not have security to protect and secure their premises and properties.

Table 2.4 Security per School

<i>Category</i>	<i>Number</i>	<i>Percentage</i>
Schools with Security	5	17%
Schools without Security	25	83%
Total	30	100%

### 13. First Aid

One important component of a good elementary school is First Aid to provide emergency first line medical assistance before/while transferring sick/injured students to the nearest health facilities. Given that most of these schools are located far away from health facilities, the availability of First Aid on their

campuses would be really life-saving for students and staffs alike. From our monitoring, only 6 schools or 20% from the 30 schools have First Aid teams in place in their various institutions while 24 schools or 80% do not have First Aid.

Table 3.1 First Aid Teams per School

<i>Category</i>	<i>Number</i>	<i>Percentage</i>
Schools with First Aid	6	20%
Schools without First Aid	24	80%
Total	30	100%

#### **14. Parents Teachers Association (PTA)**

We also monitored Parents Teachers Association (PTA) in the 30 public elementary schools. There are 29 schools that have organized PTA representing 97% while only 1 school or 3% does not have organized PTA. Also, the organized PTAs in the 29 schools have regular meetings at given times to discuss ways to better manage these schools and the progress of the pupils.

Table 4.1 PTA per School

<i>Category</i>	<i>Number</i>	<i>Percentage</i>
Schools with Organized PTA	29	97%
Schools without Organized PTA	1	3%
Total	30	100%

#### **15. Facilities**

##### **Y. Library**

Library is an important part of a functioning school. From the monitoring, we found out that of the 30 public elementary schools in River Gee County, only 2 have a Library representing 7% while 28 schools or 93% do not have library as indicated in the table below.

Table 5.1 Library per School

<i>Category</i>	<i>Number</i>	<i>Percentage</i>
Schools with Library	2	7%
Schools without Library	28	93%
Total	30	100%

#### Z. Text Books

An assessment of 30 public elementary schools in River Gee County point to the reality that 10 schools have text books for pupils representing 33% while 20 schools or 67% do not have textbooks for students

Table 5.2Text Books per School

<i>Category</i>	<i>Number</i>	<i>Percentage</i>
Schools with Text Books	10	33%
Schools without Text Books	20	67%
Total	30	100%

#### AA. Benches for students

From the monitoring, we found out that of the 30 public elementary schools in River Gee County, only 4 schools have benches for students representing 13% while the remaining 26 schools or 87% do not have benches for students.

Table 5.3Benches per School

<i>Category</i>	<i>Number</i>	<i>Percentage</i>
Schools with Benches	4	13%
Schools without Benches	26	87%
Total	30	100%

#### BB. Teachers' Chairs

From the monitoring, we found out that of the 30 public elementary schools in River Gee County, 10 schools have chairs for teachers representing 33% while the remaining 20 schools or 67% do not have chairs for teachers.

Table 5.4 Teachers' Chairs per School

<i>Category</i>	<i>Number</i>	<i>Percentage</i>
Schools with Teachers' Chairs	10	33%
Schools without Teachers' Chairs	20	67%
Total	30	100%

CC. Teachers' Desk

From the monitoring, we found out that of the 30 public elementary schools in River Gee County, only 6 schools have desk for teachers representing 20% while the remaining 24 schools or 80% do not have desks for teachers.

Table 5.5 Teachers' Desk per School

<i>Category</i>	<i>Number</i>	<i>Percentage</i>
Schools with Teachers' desks	6	20%
Schools without Teachers' desks	24	80%
Total	30	100%

DD. Teachers' Lodge

From the monitoring, we found out that of the 30 public elementary schools in River Gee County, only 1 school has teachers' lodge representing 3% while the remaining 29 schools or 97% do not have teachers' lodge.

Table 5.6 Teachers' Lodge per School

<i>Category</i>	<i>Number</i>	<i>Percentage</i>
Schools with Teachers' Lodge	1	3%
Schools without Teachers' Lodge	29	97%
Total	30	100%

EE. Cafeteria

From the monitoring, we found out that of the 30 public elementary schools in River Gee County, none of the schools has Cafeteria as indicated in the table below.

Table 5.7 Cafeteria per School

<i>Category</i>	<i>Number</i>	<i>Percentage</i>
Schools with Cafeteria	0	0%
Schools without Cafeteria	30	100%
Total	30	100%

#### FF. School Garden

From the monitoring, we found out that of the 30 selected public elementary schools in River Gee County, 5 have school garden representing 17% while 25 schools or 83% do not have School Garden as indicated in the table below.

Table 5.8 School Garden per School

<i>Category</i>	<i>Number</i>	<i>Percentage</i>
Schools with School Garden	5	17%
Schools without School Garden	25	83%
Total	30	100%

#### GG. Hand Pump

We also monitored Hand Pumps in the 30 public elementary schools. There are 13 schools that have Hand Pump representing 43% while 17 schools or 57% do not have Hand Pump.

Table 5.9 Hand Pump per School

<i>Category</i>	<i>Number</i>	<i>Percentage</i>
Schools with Hand Pump	13	43%
Schools without Hand Pump	17	57%
Total	30	100%

#### HH. Hand Wash Bucket

From the monitoring, we found out that of the 30 selected public elementary schools in River Gee County, 29 schools have buckets and soap for washing hands representing 97% while the only 1 school does not have bucket and soap for washing hands representing 3%.

Table 5.10 Hand Wash Bucket per School

<i>Category</i>	<i>Number</i>	<i>Percentage</i>
Schools with Hand Wash Bucket	29	97%
Schools without Hand Wash Bucket	1	3%
Total	30	100%

## II. Latrine for Students

From the monitoring, we found out that of the 30 selected public elementary schools in River Gee County, 22 schools have latrines for students representing 73% while the remaining 8 schools or 27% do not have latrines for students.

Table 5.11 Latrines for students

<i>Category</i>	<i>Number</i>	<i>Percentage</i>
Schools with Latrines for students	22	73%
Schools without Latrines for students	8	27%
Total	30	100%

## JJ. Latrine for Teachers

From the monitoring, we found out that of the 30 selected public elementary schools in River Gee County, 15 schools have separate latrines for teachers representing 50% while the remaining 15 schools or 50% do not have separate latrines for teachers.

Table 5.12 Latrines for Teachers

<i>Category</i>	<i>Number</i>	<i>Percentage</i>
Schools with Latrines for Teachers	15	50%
Schools without Latrines for Teachers	15	50%
Total	30	100%



## **RECOMMENDATIONS**

Below is a list of recommendations for STAKEHOLDERS to ensure quality education in public elementary schools in River Gee County:

43. Girls enrollment needs to be increased through appropriate programs and activities,
44. More professional trained teachers need to be employed in public elementary schools of River Gee County,
45. More Support Staffs (Janitors and Security) be employed in public elementary schools in River Gee County for their smooth operation,
46. Public elementary schools in River Gee County be provided with First Aid teams for emergency health care to students and teachers
47. Buildings of public elementary schools in River Gee County need improvement to provide learning environments that are conducive for students.
48. Education authorities need to work with the PTAs in the various public elementary schools in River Gee County to find better ways to operate and improve these schools,
49. All public elementary schools in River Gee County need to be equipped with functioning libraries,
50. Text books need to be provided to all public elementary schools in River Gee County,

51. More benches and armed chairs be provided to public elementary schools in River Gee County to ease the sitting problem faced by students presently,
52. Public elementary schools in River Gee County need to be provided with chairs and desk for teachers and also equipped with Teachers' Lodge,
53. Public elementary schools in River Gee County need cafeterias for teachers and students to refresh themselves during recess (break),
54. Public elementary schools in River Gee County schools need to prioritize school gardens,
55. More hand pumps need to be provided to public elementary schools in River Gee County
56. More decent and improved latrines need to be available at all public elementary schools in River Gee County

# PICTORIAL

*(PICTURES FROM PUBLIC ELEMENTARY SCHOOLS IN RIVER GEE COUNTY)*



**Class Room**



**School Campus**




**Students sitting in Class**



**Students sitting in Class**



**Students sitting in Class**



**Class Room**



**Latrine**



**Class Room**



**School Campus**



**Class Room**



**School Campus**



**Latrine**

## **Appendix 1 - List of Public Elementary Schools**

<b>No</b>	<b>Name of school</b>	<b>Principal's Name</b>	<b>Location</b>
1	Gce Foundation School	Moses D. Wessay	Bassa Community Fish Town
2	Demonstration School	S. Joyce Toe	Fish Town City
3	Fish Town Com. School	P. Dorgba Willson	Demonstration Com. Fish Town
4	Kanweaken Elem. School	Daniel D. Wesseh	Gbeapo Kanweaken School
5	J.J. Gedeplay Elem. School	Eliza Weah Sooro	Geabo Kanweaken City
6	Methew Swen Institute	Perry Poko Toe	Gbeapo Kanweaken River Gee
7	Walpo Memorial Institute	Tony K. Toe	Killepo Kanweaken
8	Chea Cheapo Elem. School	Joe Barley Cheah	Pual Jah Hill, River Gbeh
9	Kaytoken Elem. Schoo.L	Jarkaken Chedepo	Jarkaken
10	Gceken Public School	Gloranni K. Winn	Chedepo Gecken Jarken
11	Blaliken Public School	Joe T. Weah	Blatiken Jarkaken
12	River Side Elem. School	Jah Wesseh	Tarkiken Cheboken
13	Deaba Public Shool	Daniel K. Klilibeh	Deabo Youworken Deabo
14	Depecpo Public School	K. Dniel Copeland	Parken Deabo Chiefdom
15	Jack Kayeh Elementary	Albert Po. Daden	Klibo Po. Dardieh
16	Nyanawinken Public	Mr. Deh Toe	Sarbo District Nynawinken
17	Jayliken Elem. School	Fredrick B. Toe	Blitenken / Putaken
18	Wolee Memorial Elem. School	Anthony Q. Tweh	Klaboken / Putaken
19	Pronaken Elem School	Alexder T. Tweh	Pronoken

20	Tartuken Elem. School	Broken Wesseh	Tartuken
21	Dweh Memerial School	Paitioue Doe	Sweaken
22	U – Bor Public School	Goseph K. Massah	Glarro U- Bar
23	Free Town Elem. School	Joseph D. Wallace	Glarro Free Town
24	Gbawelegen Demonstration School	Jackson Marcus	Tuobo Gbawelegen
25	Geekbken Public School	Mannie Weah	Tuobo Weah Town
26	Wartiken Public School	Benjamin N. Darrow	Tuobo – Wartoken
27	Nyeaken Com. School	James S.D. Kassay	Nyaaken
28	Welgboken Comm. School	Amos N. Willson	Welgbonken Konowroken
29	Konowroken Demostration school	T. Hne Jaluply	Konowroken
30	Konowroken Community School	C. Numah Bohken	Konowroken

## Appendix 2- Monitoring Report Form



### EDUCATION MONITORING FORM

“Monitoring the QUALITY OF PUBLIC ELEMENTARY SCHOOLS”



**Name of School:** \_\_\_\_\_

Location of School: \_\_\_\_\_

Name of Principal: \_\_\_\_\_

Number of Teachers: \_\_\_\_\_ Male: \_\_\_\_\_ Female: \_\_\_\_\_

Teachers Qualification: College \_\_\_\_\_ B Cert \_\_\_\_\_ C Cert. \_\_\_\_\_ HSG \_\_\_\_\_

Support Staff: Janitor \_\_\_\_\_ Security \_\_\_\_\_

Total number of students: \_\_\_\_\_ Boys: \_\_\_\_\_ Girls: \_\_\_\_\_

School building constructed with: cement bricks ( ) mud ( ), Other \_\_\_\_\_

Is the School fenced? YES \_\_\_\_\_ NO \_\_\_\_\_ Is there First Aid? YES \_\_\_\_\_ NO \_\_\_\_\_

Do you have an organized Parents-Teachers Association (PTA)? YES \_\_\_\_\_ NO \_\_\_\_\_

If YES, how often do they meet? \_\_\_\_\_

#### **FACILITIES:**

NO	NAME OF ITEMS	CHECK MARK ( Yes or No)	QUANTITY (If Yes, how many?-Number)
1.	Hand Pump		
2.	Library		
3.	Soap & Bucket to wash hand		
4	School Garden		
5	Latrine / toilet for students		
6	Latrine for Teachers		
7	Sufficient benches for students		
8	Text Books		
9	Teachers Desk		
10	Teachers chair		
11	Teachers' lounge		
12	Cafeteria		

**Comment (Other Observation):**

**Recommendations:**